

BRCS200N10SZC

Rev.A Jun.-2022

描述 / Descriptions

PDFN 5×6 封装 N 沟道场效应管。

N-Channel MOSFET in a PDFN 5×6 Plastic Package .

特征 / Features

$V_{DS} (V) = 100V$

$I_D = 28A (V_{GS} = \pm 20V)$

$R_{DS(ON)} @ 10V \leq 20mR (Typ. 18mR)$

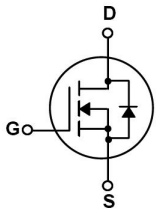
无卤产品。HF Product.

用途 / Applications

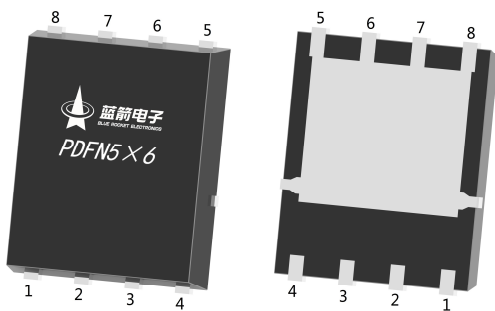
DC/DC 和 AC/DC 转换器中的同步整流，电信和工业中的隔离 DC/DC 转换器。

Synchronous rectification in DC/DC and AC/DC converters, Isolated DC/DC Converters in Telecom and Industrial.

内部等效电路 / Equivalent Circuit



引脚排列 / Pinning



PIN1、2、3: S PIN4: G PIN5、6、7、8: D

Pin	极性
1	S
2	S
3	S
4	G
5	D
6	D
7	D
8	D

印章代码 / Marking

见印章说明。See Marking Instructions.

极限参数 / Absolute Maximum Ratings(Ta=25°C)

参数 Parameter		符号 Symbol	数值 Rating	单位 Unit
Drain-Source Voltage		V_{DS}	100	V
Drain Current		$I_D(T_C=25^\circ\text{C})$	28	A
Drain Current - Pulsed		I_{DM}	60	A
Gate-Source Voltage		V_{GS}	± 20	V
Single Pulsed Avalanche Energy		E_{AS}	14.4	mJ
Avalanche Current		I_{AS}	6	A
Power Dissipation		$P_D(T_C=25^\circ\text{C})$	35	W
Operating and Storage Temperature Range		T_J, T_{stg}	-55 to 150	$^\circ\text{C}$
Junction-to-Ambient	$t \leq 10$	$R_{\theta JA}$	30	$^\circ\text{C/W}$
Junction-to-Ambient	Steady-State		64	
Junction-to-Case	Steady-State	$R_{\theta JC}$	3.5	

电性能参数 / Electrical Characteristics(Ta=25°C)

参数 Parameter	符号 Symbol	测试条件 Test Conditions		最小值 Min	典型值 Typ	最大值 Max	单位 Unit
Drain-Source Breakdown Voltage	BV_{DSS}	$V_{GS}=0V$	$I_D=250\mu A$	100	109		V
Zero Gate Voltage Drain Current	I_{DSS}	$V_{DS}=100V$	$V_{GS}=0V$			1	μA
Gate-Body Leakage Current Forward	I_{GSS}	$V_{GS}=\pm 20V$	$V_{DS}=0V$			± 0.1	μA
Gate Threshold Voltage	$V_{GS(th)}$	$V_{DS}=V_{GS}$	$I_D=250\mu A$	1.0	1.6	2.5	V
Static Drain-Source On-Resistance	$R_{DS(on)}$	$V_{GS}=10V$	$I_D=20A$		18	20	$m\Omega$
		$V_{GS}=4.5V$	$I_D=10A$		25	28	$m\Omega$
Drain-Source Diode Forward Voltage	V_{SD}	$V_{GS}=0V$	$I_S=1A$			1.2	V
Input Capacitance	C_{iss}	$V_{DS}=25V$ $f=1.0MHz$	$V_{GS}=0V$		820		pF
Output Capacitance	C_{oss}				475		
Reverse Transfer Capacitance	C_{rss}				35		
Gate resistance	R_g	$V_{GS}=0V$ $f=1MHz$	$V_{DS}=0V$		1.9		Ω
Total Gate Charge	$Q_{g(10V)}$	$V_{GS}=10V$ $I_D=9A$	$V_{DS}=50V$		17		nC
Total Gate Charge	$Q_{g(4.5V)}$				9		
Gate Source Charge	Q_{gs}				3		
Gate Drain Charge	Q_{gd}				3.5		
Turn-On Delay Time	$t_{d(on)}$	$V_{GS}=10V$ $R_L=5.5\Omega$	$V_{DS}=50V$ $R_{GEN}=3.0\Omega$		5		ns
Turn-On Rise Time	t_r				3.2		
Turn-Off Delay Time	$t_{d(off)}$				21		
Turn-Off Fall Time	t_f				3		

电参数曲线图 / Electrical Characteristic Curve

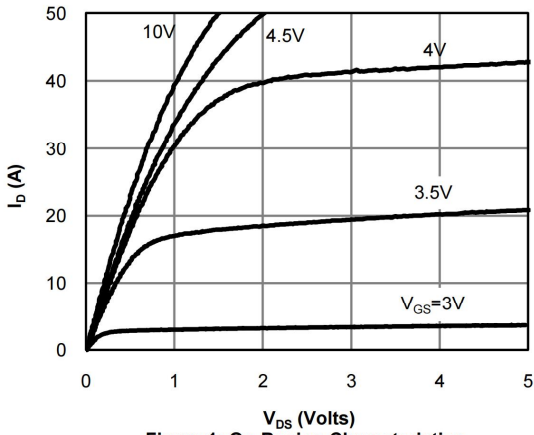


Figure 1: On-Region Characteristics

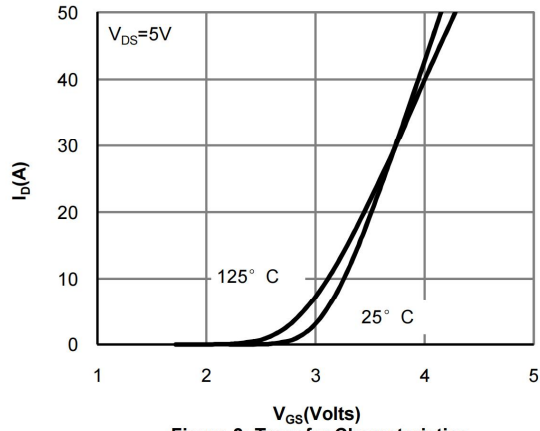


Figure 2: Transfer Characteristics

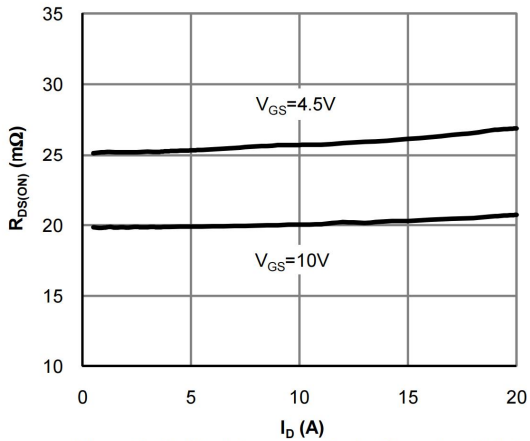


Figure 3: On-Resistance vs. Drain Current and Gate Voltage

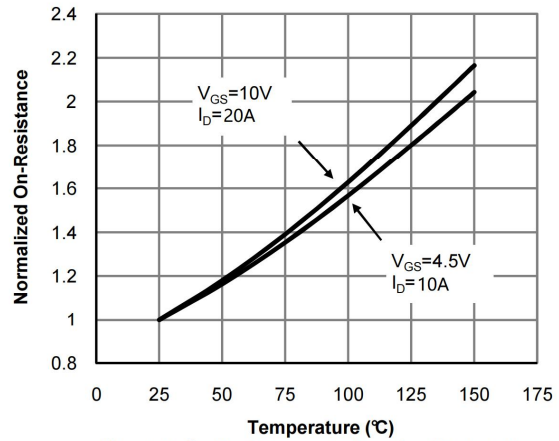


Figure 4: On-Resistance vs. Junction Temperature

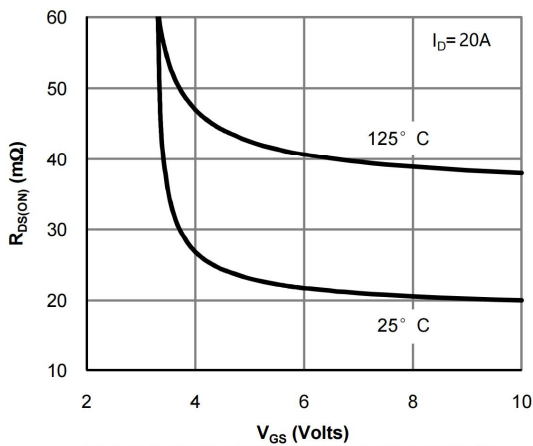


Figure 5: On-Resistance vs. Gate-Source Voltage

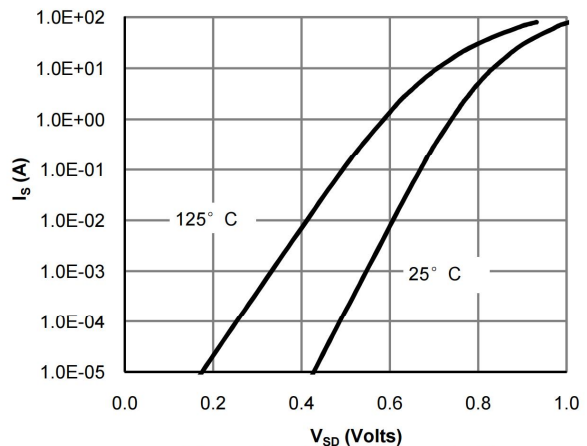


Figure 6: Body-Diode Characteristics

电参数曲线图 / Electrical Characteristic Curve

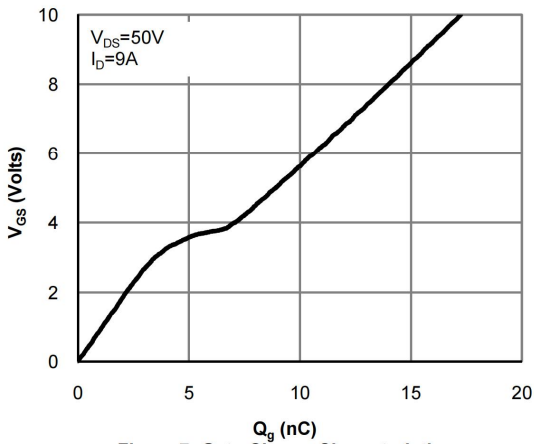


Figure 7: Gate-Charge Characteristics

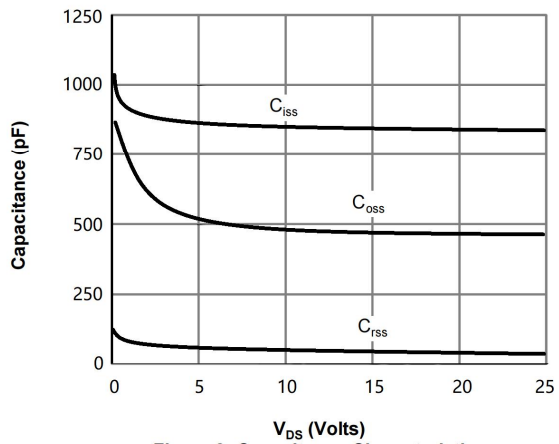


Figure 8: Capacitance Characteristics

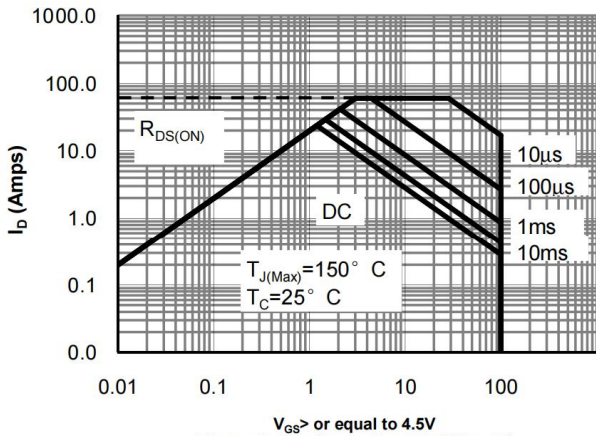


Figure 9: Maximum Forward Biased Safe Operating Area

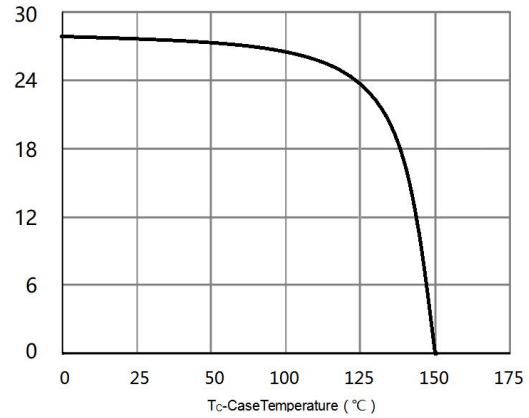


Figure 10: Maximum Continuous Drain Current Vs Case Temperature

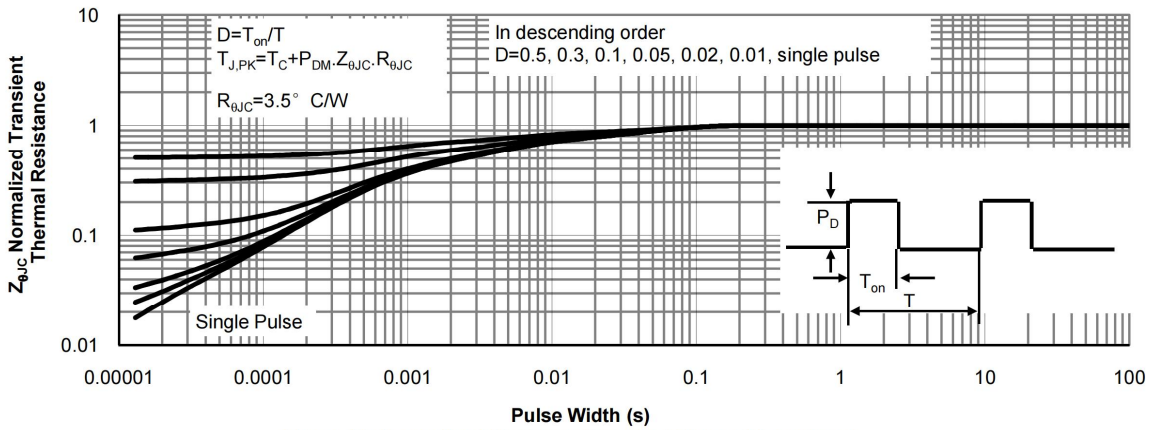
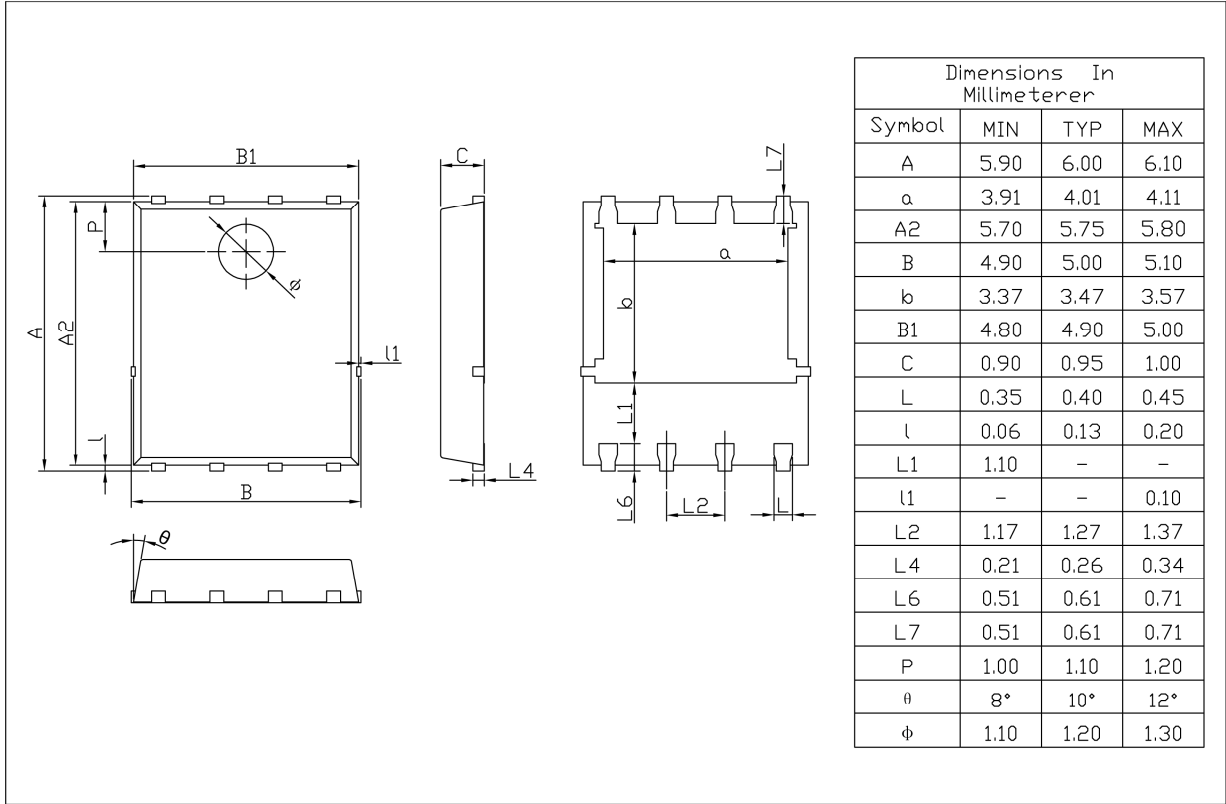


Figure 11: Normalized Maximum Transient Thermal Impedance

外形尺寸图 / Package Dimensions

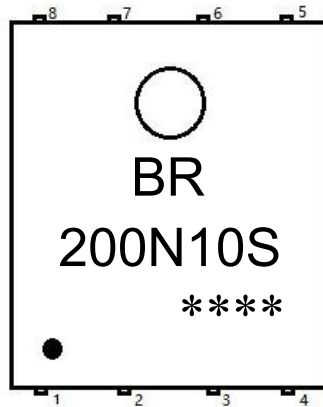
PDFN5 X6

Unit:mm



Rev.00 201812

印章说明 / Marking Instructions



说明：

BR： 为公司代码

200N10S： 为产品型号

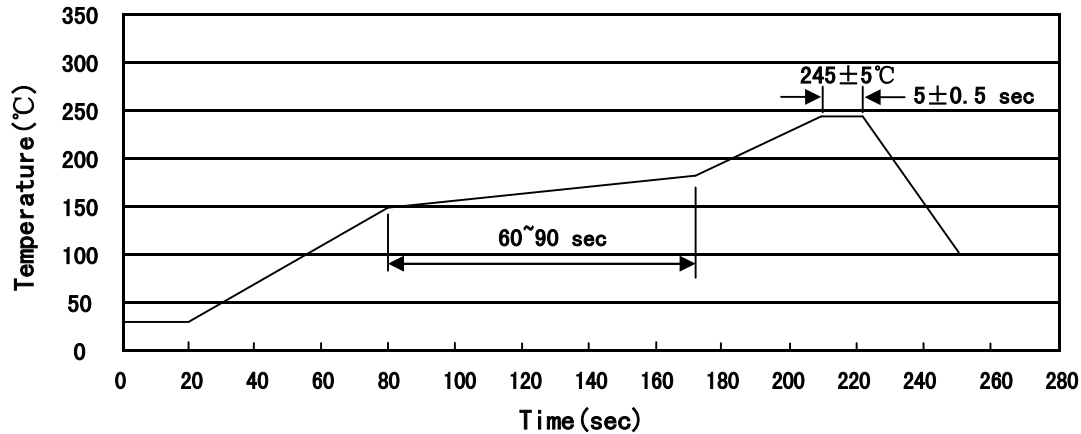
****： 为生产批号代码，随生产批号变化

Note：

BR： Company Code

200N10S： Product Type

****： Lot No. Code, code change with Lot No

回流焊温度曲线图(无铅) / Temperature Profile for IR Reflow Soldering(Pb-Free)


说明：

- 1、预热温度 150~180°C，时间 60~90sec;
- 2、峰值温度 245±5°C，时间持续为 5±0.5sec;
- 3、焊接制程冷却速度为 2~10°C/sec.

Note:

- 1.Preheating:150~180°C, Time:60~90sec.
- 2.Peak Temp.:245±5°C, Duration:5±0.5sec.
3. Cooling Speed: 2~10°C/sec.

耐焊接热试验条件 / Resistance to Soldering Heat Test Conditions

温度：260±5°C

时间：10±1 sec.

Temp.:260±5°C

Time:10±1 sec

包装规格 / Packaging SPEC.

卷盘包装 / REEL

Package Type 封装形式	Units 包装数量					Dimension 包装尺寸 (unit: mm ³)		
	Units/Reel 只/卷盘	Reels/Inner Box 卷盘/盒	Units/Inner Box 只/盒	Inner Boxes/Outer Box 盒/箱	Units/Outer Box 只/箱	Reel	Inner Box 盒	Outer Box 箱
PDFN5 × 6	5000	2	10000	6	60000	13" × 12	360 × 360 × 50	380 × 335 × 366

使用说明 / Notices