

描述 / Descriptions

DFN1006-3L 塑封封装 N 沟道 MOS 场效应管。

N-Channel Enhancement Mode Field Effect Transistor in a DFN1006-3L Plastic Package.

特征 / Features

灵敏的控制级触发电流和很低的维持电流。静电保护达 2KV，无卤产品。

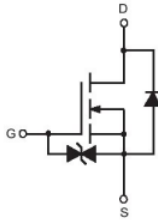
Sensitive gate trigger current and Low Holding current.ESD protected up to 2KV,HF Product.

用途 / Applications

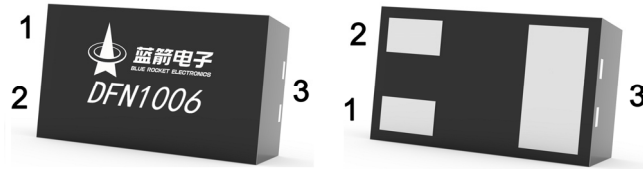
用作一般的开关和相位控制。

Intended for use in general purpose switching and phase control applications.

内部等效电路 / Equivalent Circuit



引脚排列 / Pinning



Pin1:G Pin2:S Pin3:D

印章代码 / Marking

见印章说明。

See Marking Instructions.

极限参数 / Absolute Maximum Ratings(Ta=25°C)

参数 Parameter	符号 Symbol	数值 Rating	单位 Unit
Drain-Source Voltage	V _{DSS}	20	V
Gate-Source Voltage	V _{GSS}	±8	V
Drain Current – Continuous	I _D	0.75	A
Pulsed Drain Current	I _{DM}	1.8	A
Power Dissipation	P _D	0.9	W
Storage Temperature Range	T _{stg}	-55 to 150	°C
Thermal resistance, junction - ambient	R _{θJA}	t ≤ 10s	100
		Steady-State	140

电性能参数 / Electrical Characteristics(Ta=25°C)

参数 Parameter	符号 Symbol	测试条件 Test Conditions	最小值 Min	典型值 Typ	最大值 Max	单位 Unit
Drain-Source Breakdown Voltage	V _{DSS}	V _{GS} =0 I _D =250uA	20	22.9		V
Zero Gate Voltage Drain Current	I _{DSS}	V _{GS} =0 V _{DS} =20V			1	μA
Gate-Body Leakage	I _{GSS}	V _{DS} =0V V _{GS} =±8V			10	μA
Gate Threshold Voltage	V _{GS(th)}	V _{DS} =V _{GS} I _D =250uA	0.5	0.68	1	V
Static Drain-Source On-Resistance	R _{DS(on)(1)}	V _{GS} =2.5V I _D =200mA		273	400	mΩ
	R _{DS(on)(2)}	V _{GS} =1.8V I _D =100mA		353	750	mΩ
	R _{DS(on)(3)}	V _{GS} =1.5V I _D =50mA		442		mΩ
	R _{DS(on)(4)}	V _{GS} =1.2V I _D =20mA		733		mΩ
Drain-Source Diode Forward Voltage	V _{SD}	V _{GS} =0V I _S =250mA		0.86	1.2	V
Gate Resistance	R _g	V _{GS} =0V V _{DS} =0V f=1MHz		60		Ω
Input Capacitance	C _{iss}	V _{DS} =10V V _{GS} =0V f=1.0MHz		105		pF
Output Capacitance	C _{oss}			65		
Reverse Transfer Capacitance	C _{rss}			20		

电性能参数 / Electrical Characteristics(Ta=25°C)

参数 Parameter	符号 Symbol	测试条件 Test Conditions	最小值 Min	典型值 Typ	最大值 Max	单位 Unit
Total Gate Charge	Q_g	$V_{GS}=4.5V, V_{DS}=10V,$ $I_D=0.4A$		0.85		nC
Gate Source Charge	Q_{gs}			0.1		
Gate Drain Charge	Q_{gd}			0.25		
Turn-On Delay Time	$t_{d(on)}$	$V_{GS}=4.5V V_{DS}=10V$ $R_L=25\Omega R_{GEN}=3\Omega$		2		ns
Turn-On Rise Time	t_r			4		ns
Turn-Off Delay Time	$t_{d(off)}$			18		ns
Turn-Off Fall Time	t_f			8		ns

电参数曲线图 / Electrical Characteristic Curve

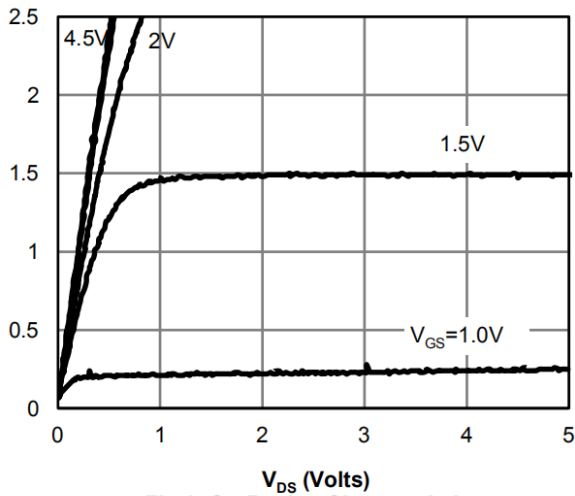


Fig 1: On-Region Characteristics

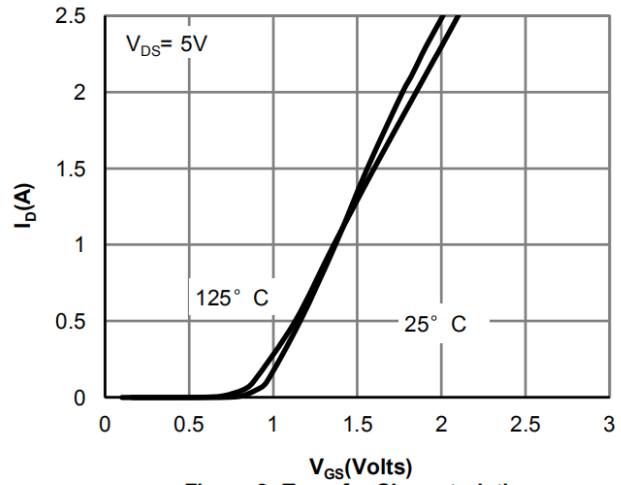


Figure 2: Transfer Characteristics

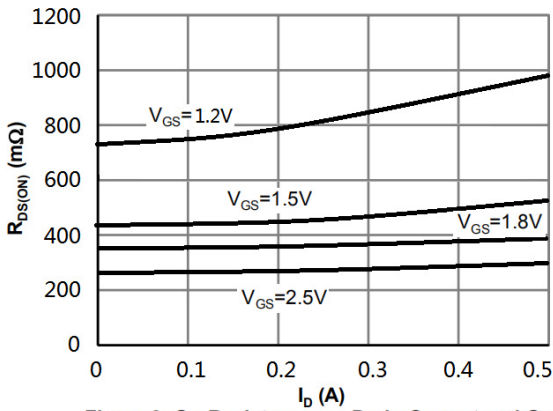


Figure 3: On-Resistance vs. Drain Current and Gate Voltage

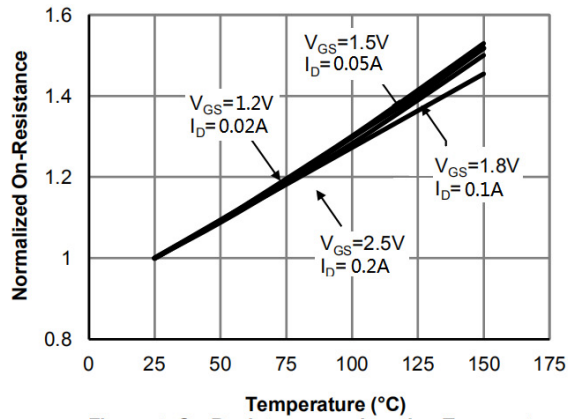


Figure 4: On-Resistance vs. Junction Temperature

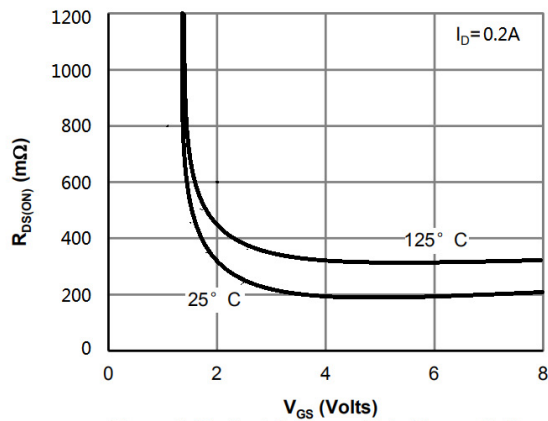


Figure 5: On-Resistance vs. Gate-Source Voltage

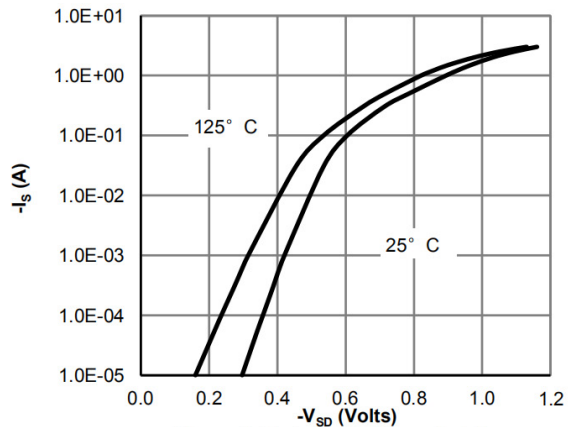


Figure 6: Body-Diode Characteristics

电参数曲线图 / Electrical Characteristic Curve

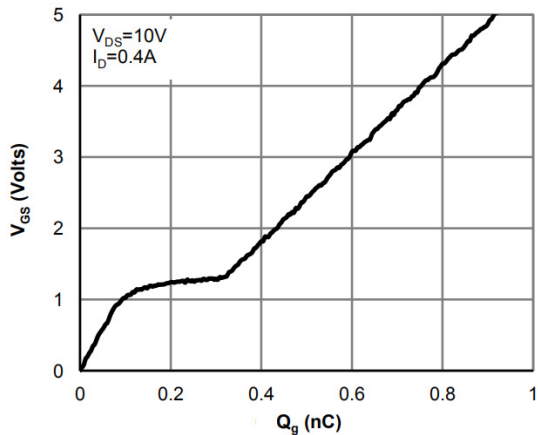


Figure 7: Gate-Charge Characteristics

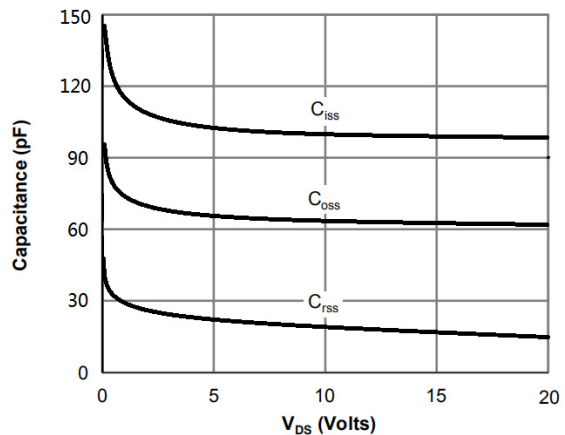


Figure 8: Capacitance Characteristics

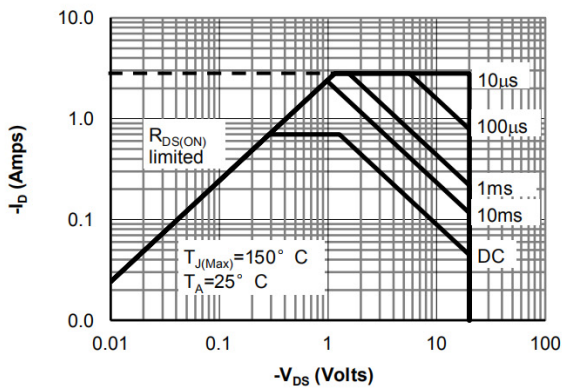


Figure 9: Maximum Forward Biased Safe Operating Area

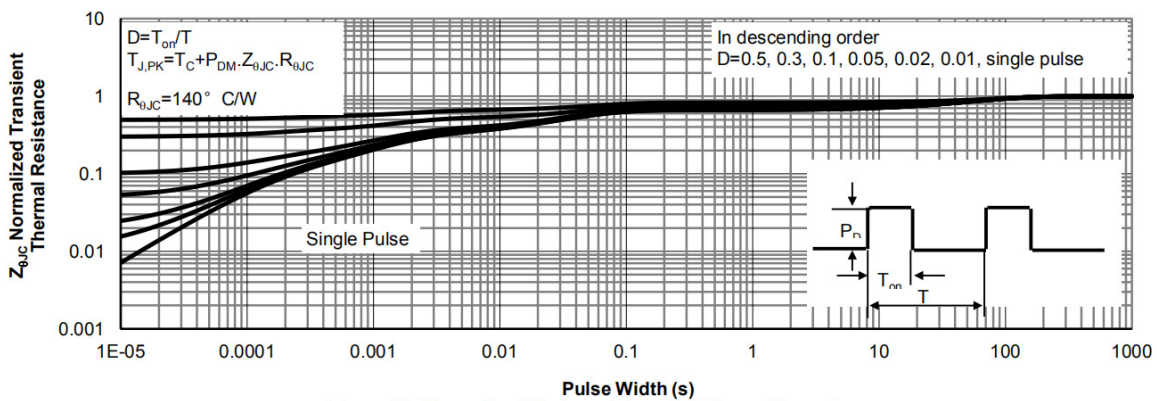
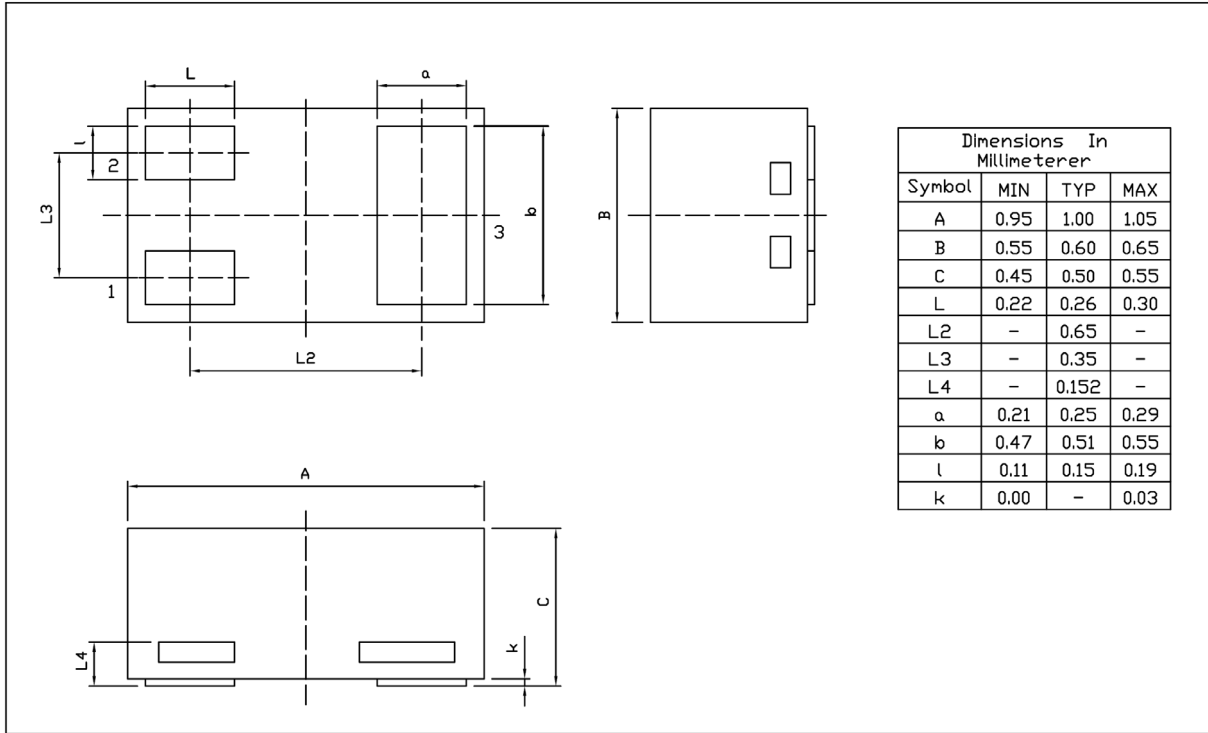


Figure 10: Normalized Maximum Transient Thermal Impedance

外形尺寸图 / Package Dimensions

DFN1006-3L

Unit:mm

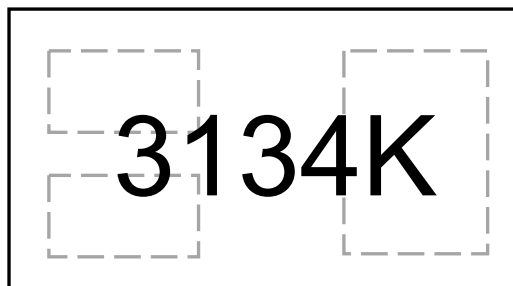


Dimensions In Millimeter			
Symbol	MIN	TYP	MAX
A	0.95	1.00	1.05
B	0.55	0.60	0.65
C	0.45	0.50	0.55
L	0.22	0.26	0.30
L2	-	0.65	-
L3	-	0.35	-
L4	-	0.152	-
a	0.21	0.25	0.29
b	0.47	0.51	0.55
l	0.11	0.15	0.19
k	0.00	-	0.03

Rev.03 202108



印章说明 / Marking Instructions

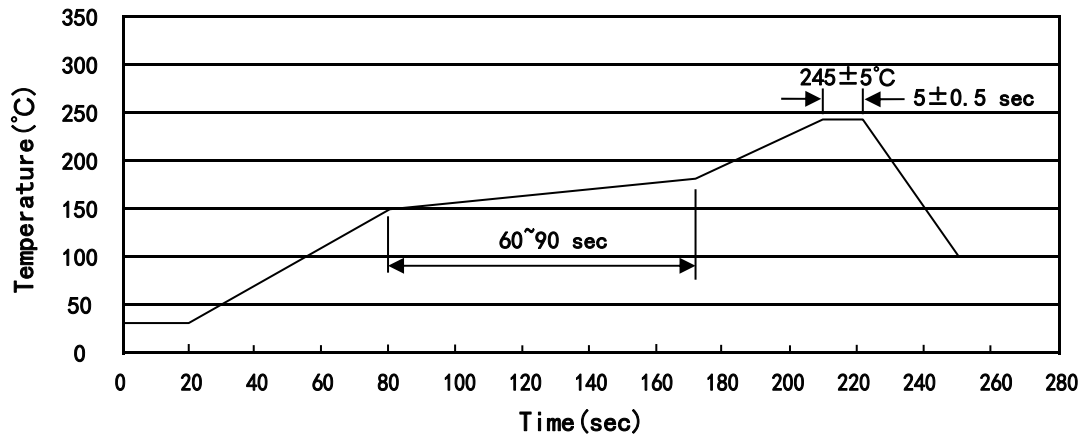


说明：

3134K： 为型号代码

Note:

3134K: Product Type Code

回流焊温度曲线图(无铅) / Temperature Profile for IR Reflow Soldering(Pb-Free)


说明：

- 1、预热温度 150~180°C，时间 60~90sec;
- 2、峰值温度 245±5°C，时间持续为 5±0.5sec;
- 3、焊接制程冷却速度为 2~10°C/sec.

Note:

- 1.Preheating:150~180°C, Time:60~90sec.
- 2.Peak Temp.:245±5°C, Duration:5±0.5sec.
3. Cooling Speed: 2~10°C/sec.

耐焊接热试验条件 / Resistance to Soldering Heat Test Conditions

温度：260±5°C

时间：10±1 sec.

Temp.:260±5°C

Time:10±1 sec

包装规格 / Packaging SPEC.

卷盘包装 / REEL

Package Type 封装形式	Units 包装数量					Dimension 包装尺寸 (unit: mm ³)		
	Units/Reel 只/卷盘	Reels/Inner Box 卷盘/盒	Units/Inner Box 只/盒	Inner Boxes/Outer Box 盒/箱	Units/Outer Box 只/箱	Reel	Inner Box 盒	Outer Box 箱
DFN1006-3L	10,000	10	100,000	6	600,000	7" ×8	180×120×180	390×385×205

使用说明 / Notices